



Reason for Encounter

Data Specifications

Version 1.0 - 29/06/2007

National E-Health Transition Authority Ltd

Level 25
56 Pitt Street
Sydney, NSW, 2000
Australia.
<http://www.nehta.gov.au>

Disclaimer

NEHTA makes the information and other material ("Information") in this document available in good faith but without any representation or warranty as to its accuracy or completeness. NEHTA cannot accept any responsibility for the consequences of any use of the Information. As the Information is of a general nature only, it is up to any person using or relying on the Information to ensure that it is accurate, complete and suitable for the circumstances of its use.

Document Control

This document is maintained in electronic form. The current revision of this document is located on the NEHTA Web site and is uncontrolled in printed form. It is the responsibility of the user to verify that this copy is of the latest revision.

Copyright © 2007, NEHTA.

This document contains information which is protected by copyright. All Rights Reserved. All copies of this document must include the copyright and other information contained on this page.

Document information

Change history

Version	Date	Comments
1.0	29.06.2007	Initial public release

Acknowledgements

NEHTA would like to thank the following organisations and individuals for their contribution to these Data Specifications:

- Standards Australia;
- Royal Australian College of General Practitioners;
- Society of Hospital Pharmacists of Australia;
- Members of the Australian DataTypes Project;
- Australian Institute of Health & Welfare; and
- Ocean Informatics.

Contents page

Document information	3
Acknowledgements	4
Contents page	5
1 Introduction	6
1.1 Purpose and Scope	6
1.2 Intended Audience	6
1.3 Background	6
1.4 NEHTA Clinical Standards Metamodel	6
1.5 Terminology	9
2 Specifications	10
2.1 Obligation Legend	10
2.2 NEHTA Data Specifications ICON Legend	10
Reason for Encounter	14
Reason for Encounter Description	16
Reason for encounter description values	17
Reason for Encounter Note	18
Reporter Identification	19
DateTime Recorded	21
Information Provided By	22
Information Provided By values	23
Acronyms	24
Index	25

1 Introduction

1.1 Purpose and Scope

The Adverse Reaction data group specification forms part of a suite of data specifications that NEHTA is developing for the Australian Health Informatics Community. The suite comprises specifications for a range of health topics (represented as “data groups”), which are generally agreed to be of high priority to standardise in order to achieve the benefits brought about by Level 4 (semantic) interoperability in the Australian healthcare setting.

1.2 Intended Audience

This document is intended to be read by jurisdictional ICT managers, clinicians involved in Clinical Information System specifications, software architects and developers, and implementers of Clinical Information Systems in various healthcare settings.

It is reasonably technical in nature and expects the audience to be familiar with the language of health data specification and have some familiarity with health information standards and specifications. Definitions and examples are provided to clarify relevant terminology usage and intent.

1.3 Background

There are several e-health priority areas to be addressed by NEHTA specifications. One area of priority is identification of the data to be communicated and its structure. NEHTA is addressing this through Data Specifications which detail the Data Elements (logically grouped), and their associated value domains.

Data Specifications need to be independent of messaging formats. They are concerned with providing an information framework in which to achieve semantic interoperability.

Data specifications have been developed:

- Based on jurisdiction and clinician identified priorities;
- Specifically to suit the Australian model for a shared EHR;
- To define collections of related information, i.e. event summaries, data groups, data elements;
- To allow for expansion and extension as electronic systems mature;
- So they are ‘human readable’, (with information enhanced by the hierarchical structure);
- Incorporating clinical examples of use to enhance utility and adoption; and
- To provide a set of clinical terminologies, specific to the requirements of the Australian healthcare system.

Whilst shared EHR is referred to in these documents the implementation of the shared EHR is not dealt with here.

1.4 NEHTA Clinical Standards Metamodel

The NEHTA Event Summary and Clinical Data Standards metamodel is used to provide a high level overview of a family of structured documents which includes Adverse Reaction. Within this metamodel, clinical information is organised hierarchically into five levels:

- Event Summary;
- Section;
- Data Group;
- Data Element; and
- Value Domain.

Event summary collection in a shared EHR system shows the role and structure of an event summary in a shared EHR environment.

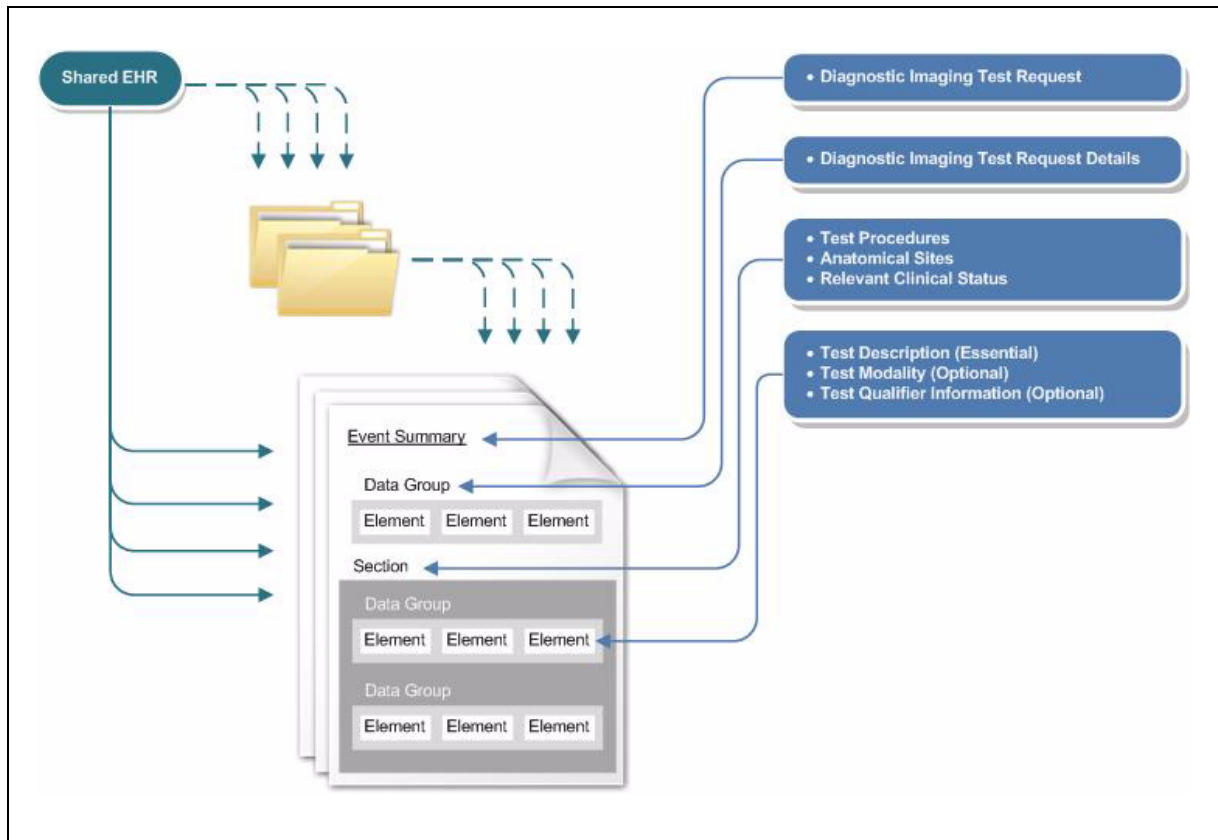


Table 1 Event summary collection in a shared EHR system

1.4.1 Event Summary

An event summary is a collection of health information pertinent to a subject of care and is derived from a healthcare event that is relevant to the ongoing care of that individual. The event summary (which is one of a family of care record summaries) is composed of one or more data groups and/or possibly data elements, which are organised into section(s) (see Section below).

Examples of commonly used care record summaries include Referral, Hospital Discharge and Diagnostic Imaging Results.

1.4.2 Section

The contents of an event summary may be organised into one or more sections. A section is an organising container. Its purpose is to organise information in the manner that is suitable for the primary purpose it is collected, and that is useful for healthcare providers. A section also provides a way to navigate through the data items within an event summary, thereby enabling more efficient querying to be made.

1.4.3 Data Group

A data group is a composite data structure (a collection of data elements or smaller data groups) for holding related items of information. Values of all the component data elements are often required to provide unambiguous meaning in a given context. A data group “organises” the data it holds. A data group can only be assigned values through the data elements that are contained within it. Examples of data groups are ADVERSE REACTION, ALERT, and MEDICATION.

1.4.4 Data Element

A data element is the smallest named unit of information in the model that can be assigned a value. Data elements are identified as being either simple or as a component.

A component data element is one that occurs as a member of a composite data structure. A data element that occurs in a segment outside the defined boundaries of a composite data structure is identified as a simple data element. The distinction between simple and component data elements is strictly a matter of context since a data element can be used in either capacity¹.

The permissible values for a data element are constrained by a value domain (see Value Domain).

The same data element can be reused in any number of data groups; e.g. the "DateTime:Start" data element is used in both the ADVERSE REACTION and the ALERT data groups, however a data element may refer to different value domains depending on the context in which it is used.

1.4.5 Value Domain

A value domain constrains the permissible values for a data element. The value domain may specify the type of data value that is valid for a specific data element or be more specific about the coding system the values are drawn from or subset of codes. The values may be a subset of values based on a generic data type. Value domains are reusable components and therefore, the same value domain can be referred to by different data elements in different situations

Value domains constrain by either specifying a lower and/or upper bound on the range of permissible values or else specify a finite set of prescribed values. Such a set of prescribed values can be specified directly with the definition of the data element, or in a separate but associated specification or else by reference to one or more external vocabulary/terminology sets. Value domain examples (below) are shown below:

Data Element	Data Type	Example of Value Set	Example of Value Domain
Severity	Coded text	Code-set that describes severity of problem, diagnosis, or allergic reaction	"mild", "disabling", "life threatening"
Diagnosis	Coded text	Code set that describe diagnosis, problems, or issues	Valid SNOMED CT codes drawn from the disorders hierarchy

Table 2 Value domain examples

1.4.6 Classification Scheme

A classification scheme is a terminological system used to classify objects. It is organised in some specified structure, limited in content by a scope, and designed for assigning objects to concepts defined within it. Concepts are usually assigned to an object by linking the terms representing those concepts in the terminological system to the object. This process is called classification, and the terms assigned through classification are used for retrieval. In general, any terminological system is a classification scheme if its intent is for classifying objects².

A classification scheme is used to encompass terminologies and vocabularies used for various uses such as direct clinical use and statistical analysis. Classification schemes are referred to in NEHTA's data specifications where they exist externally and are required in value domains. Often these classifications schemes are underpinned by a set of codes, where each code maps to one or more entries in

1. Adapted from the Texas Department of State Health Services, *THCIC Hospital Discharge Data Collection*, THCIC 837\ Technical Specifications (version 13), November 19, 2004.
2. As defined by ISO/IEC 11179.

the classification scheme. Classification schemes are sometimes referred to as codesets.

A value domain may consist of permissible values sourced from zero or more existing, external classification schemes, depending upon the completeness and sufficiency of those classification schemes. Values that are not available in one classification scheme may be obtained from other classification schemes, or depending upon the context and/or local system requirements, a preferred classification scheme may be used from a selection of valid classification schemes for that value domain.

1.5 Terminology

NEHTA is defining a national approach to clinical terminology. An interim licence with the College of American Pathology (CAP) for use of SNOMED CT® within Australia was in place from 2006. The International Health Terminology Standards Development Organisation (IHTSDO) was formed in April 2007 and Australia is one of the foundation member countries. New national SNOMED CT licence arrangements are now in place, managed by NEHTA.

Although SNOMED CT is a comprehensive clinical reference terminology it is recognised that this does not provide a total solution and will need to be supplemented by local extensions. NEHTA is therefore establishing a National Terminology Service to manage Australian extensions to SNOMED CT. The Australian Medicines Terminology will supply terms to populate the Vaccine Brand Name and Route.

2 Specifications




The objective of this specification is to provide detailed information regarding the data elements (and their associative hierarchies and value domains) relevant to the transfer of information within the Reason for Encounter domain.

The specification references other data group information, the details of which may be found in other NEHTA Specifications.

A Section can be thought of as an organisational heading. A data group is a collection of related data elements and/or data groups that can be treated as a single block, which might be subject to cardinality and obligation constraints.

2.1 Obligation Legend

In the following specifications, data obligation may be categorised as:

- Essential:**  Indicating that the data item is considered to be a core component of information and required in order for the entry to make sense, e.g. Alert without an Alert description does not make sense;
- Desirable:**  Indicating that the data item is considered worthy of being supplied where the data is known. The data item is deemed important in terms of providing additional or supplementary information in conjunction with essential data items. The data item should be supplied to provide as much context as possible for users to make informed decisions and/or to support various implementation requirements such as efficient indexing, querying and electronic decision support;
- Optional:**  Indicating that the data item may be supplied if required within a context and if the data is available, but it is not necessary for the data entry to make sense. It is recognised that for more complex or specialised healthcare provider settings, some items deemed optional may be viewed essential to them; or
- Conditional:** *a→b* Indicating that the data item is required on the condition of some other data item(s) being supplied, or based on the value(s) of another data item(s).

2.2 NEHTA Data Specifications ICON Legend







Icon	Metadata Types
	Event Summary
	Sections
	Packages
	Data Groups
	Data Elements
	Value Domains

Table 3 Metadata types





Icon	Explanation
	"Choice data group" - a single data group to be chosen from a set of data groups. Data groups of the same hierarchical depth within a hierarchical data group that make up a "choice set" are indicted using this icon.
	Multiple occurrences.*
	Externally sourced specifications.
	Externally sourced Data Group Specifications.

Table 4 Other Icons







Icon	Datatype	Explanation
	Text	Character strings (with optional language). Unless otherwise constrained by an implementation, can be any combination of alpha, numeric or symbols from the Unicode character set. (Sometimes referred to as free text).
	CodedText	Coded text <i>without</i> exceptions; text with code mappings.
	CodeableText	Coded text with exceptions; flexible datatype to support various ways of holding text, both free text, coded text and combinations of free + coded.
	DateTime	Used for specifying a single date and/or time. Has the ability to indicate a level of precision, as well as an indication that the date/time is estimated. String representations of known dates should conform to ISO 8601.
	Duration	The period of time during which something continues. Usage/Examples Example (1) 3 hours. Example (2) 6 months. Example (3) 1 year.
	Number	A whole number or positive integer, and where (according to ISO 11404) - <i>integer</i> is the mathematical datatype comprising the exact integral values Usage/Examples Example (1) 1. Example (2) 50. Example (3) 125.

Table 5 Datatypes






Icon	Datatype	Explanation
	Boolean	A value of true or false. Usage/Example Example (1) An actual value entered by the user might be "yes" or could be chosen by a mouse click on an icon such as <input checked="" type="checkbox"/>
ID	UniqueIdentifier	A general unique identifier to identify a physical or virtual object or concept.
	TimeInterval	Two Date/Time values that define the initial and later points in time. Usage/Examples Example (1) 12:00 – 18:00. Example (2) 1:30 a.m. – 6:00 p.m.
	Quantity	Used for recording many real world measurements and observations. Consists of the property being recorded, the magnitude value, and the units. It may also include precision and number of decimal places. Usage/Examples Example (1) Property = width. Example (2) Units = centimetres. Example (3) Value = 100.
	QuantityRange	Two <i>Quantity</i> values that define the minimum and maximum values, i.e. lower and upper bounds. This is typically used for defining the valid range of values for a particular measurement or observation. Usage/Examples Example (1) Temperature range of -20 to 100 °C Example (2) 30-50 mg of a prescribed drug.
	EncapsulatedData	Used to specify how to supply metadata such as the type of data encapsulated (such as JPEG images, HTML, etc. using RFC 1521 MIME types), whether the data is inline or passed by reference, what character set is used to encode the data, any low resolution "thumbnail" representation included, any compression algorithm or integrity check information included.

Table 5 Datatypes


Icon	Datatype	Explanation
	Link	<p>This is a general link, reference or pointer to an object, data, or application that exists logically or stored electronically in a computer system.</p> <p>Usage/Examples</p> <p>Example (1) URL (Uniform Resource Locator) – the World Wide Web address of a site on the Internet, such as the URL for the Google Internet search engine – “http://www.google.com”.</p> <p>Example (2) An absolute or relative path within a file/directory structure – e.g. in Windows operating system, the ‘link’ or absolute path to a particular letter (Word document) may be - “C:\Documents and Settings\guestUser\My Documents\Letter.doc”.</p>
A:B	Ratio	<p>The relative magnitudes of two Quantity values (usually expressed as a quotient).</p> <p>Usage/Examples</p> <p>Example (1) 1/3. Example (2) 1:3.</p>
a,b,c...	Sequence	<p>Ordered collection of items.</p> <p>Usage/Example</p> <p>Example (1) A person’s given names, e.g. “David Phillip Andrew” would be held as 3 items grouped in order to form a single entity.</p>
{b,a,c}	Set	<p>Unordered collection of items with values that must be unique within the set.</p>

Table 5 Datatypes

REASON FOR ENCOUNTER








Identification

Name	REASON FOR ENCOUNTER		
Metadata Type	Data Group		
Identifier	DG-002	<i>External Identifier</i>	
Version	1.0		

Definition

Definition	An agreed statement of the reason(s) why a person enters the healthcare system, representing the demand for care by that person.
Definition Source	WONCA Dictionary 2003.
Synonymous Names	Presenting problem, Problem on admission, Reason for presentation, Presenting complaint.
Scope	The collection of the purpose or reason for attendance by a subject of care to a healthcare provider. For example, subject of care presents because they have abdominal pain and fever.
Scope Source	NEHTA
Assumptions	

Hierarchical Structure

REASON FOR ENCOUNTER		Obligation
 REASON FOR ENCOUNTER		O denotes optional
 T/T ₀₁₀ Reason for Encounter Description		 !
 T Reason for Encounter Note		O
 Reporter Identification		!
 DateTime Recorded		!
 T ₀₁₀ Information Provided By		O

Usage

Conditions of Use	This data group is repeated for every instance of a reason for encounter.
Conditions of Use Source	NEHTA
Misuse	



Data Flow

Sender Type	Either system or human.
Sender Role(s)/Organisation(s)/Jurisdiction(s)	Sender Role(s) can include: Healthcare provider. Sender Organisation Role(s) can include: Healthcare institution, Medical practice.
Recipient Type	Either system or human.
Recipient Role(s)/Organisation(s)/Jurisdiction(s)	Recipient Role(s) can include: Healthcare provider. Recipient Organisation Role(s) can include: Healthcare institution, Medical practice.

Relationships

Children

Data Type	Name	Version	Obligation	Condition	Occurrence
T/T ₀₁₀	Reason for Encounter Description	1.0	Essential		Multiple

T	Reason for Encounter Note	1.0	Optional		Single
	Reporter Identification	1.0	Essential		Single
	DateTime Recorded	1.0	Essential		Single
T ₀₁₀	Information Provided By	1.0	Optional		Single

Reason for Encounter Description

Identification

Name	Reason for Encounter Description		
Metadata Type	Data Element		
Identifier	DE-001	<i>External Identifier</i>	
Version	1.0		

Definition

Definition	The reason why the subject of care is seeking or receiving health advice and/or attention.
Definition Source	NEHTA
Synonymous Names	
Context	This item is to be used to identify the reason why a subject of care has presented for examination by a healthcare provider and is usually the first step of the encounter. In a referral situation (healthcare provider to healthcare provider) the referring healthcare provider might specify a provisional diagnosis as a reason for encounter.
Context Source	NEHTA
Assumptions	
Data Type	CodeableText
Value Domain	Reason for encounter description values

Usage


Conditions of Use	
Conditions of Use Source	
Examples	
Misuse	

Data Flow

Sender Type	Either system or human.
Sender Role(s)/Organisation(s)/Jurisdiction(s)	Sender Role(s) can include: Healthcare provider. Sender Organisation Role(s) can include: Healthcare institution, Medical practice.
Recipient Type	Either system or human.
Recipient Role(s)/Organisation(s)/Jurisdiction(s)	Recipient Role(s) can include: Healthcare provider. Recipient Organisation Role(s) can include: Healthcare institution, Medical practice.

Relationships

Parents

Data Type	Name	Version	Obligation within parent	Condition within parent	Occurrence within parent
	REASON FOR ENCOUNTER	1.0	Essential		Multiple

VD Reason for encounter description values

Identification

Name	Reason for Encounter Description
Metadata Type	Value Domain
Identifier	VD-123
Version	1.0

Definition

Definition	The reason why the patient is seeking or receiving health advice and/or attention.
Definition Source	NEHTA

Value Domain

Source	
Version Number	
Permissible Values	Use local terminology until a national standard is defined.

Usage

Default Value	
Conditions of Use	The value domain options are mutually exclusive and cannot be used in conjunction with each other.
Conditions of Use Source	NEHTA
Misuse	

Relationships

Parents

Data Type	Name	Version
T/T ₀₁₀	Reason for Encounter Description	1.0

Reason for Encounter Note

Identification

Name	Reason for Encounter Note		
Metadata Type	Data Element		
Identifier	DE-596	<i>External Identifier</i>	
Version	1.0		

Definition

Definition	Free text comments relevant to the reason for encounter in question.		
Definition Source	NEHTA		
Synonymous Names			
Context	Used to provide additional narrative information in relation to the reason for encounter.		
Context Source	NEHTA		
Assumptions			
Data Type	Text		
Value Domain			

Usage


Conditions of Use	
Conditions of Use Source	
Examples	
Misuse	

Data Flow

Sender Type	Either system or human.
Sender Role(s)/Organisation(s)/Jurisdiction(s)	Sender Role(s) can include: Healthcare provider. Sender Organisation Roles(s) can include: Healthcare institution, Medical practice.
Recipient Type	Either system or human.
Recipient Role(s)/Organisation(s)/Jurisdiction(s)	Recipient Role(s) can include: Healthcare provider. Recipient Organisation Role(s) can include: Healthcare institution, Medical practice.

Relationships

Parents

Data Type	Name	Version	Obligation within parent	Condition within parent	Occurrence within parent
	REASON FOR ENCOUNTER	1.0	Optional		Single

REPORTER IDENTIFICATION

Identification

Name	REPORTER IDENTIFICATION		
Metadata Type	Data group		
Identifier	DG-15520	External Identifier	AS4846-2006
Version	1.0		

Definition

Definition	Details pertinent to the identification of a healthcare provider individual who is recording the reason for encounter information.
Definition Source	NEHTA
Synonymous Names	
Context	
Context Source	NEHTA
Scope	
Scope Source	NEHTA
Assumptions	

Usage


Conditions of Use	
Conditions of Use Source	
Misuse	

Data Flow



Sender Type	Either system or human.
Sender Role(s)/Organisation(s)/Jurisdiction(s)	Sender Role(s) can include: Healthcare provider. Sender Organisation Roles(s) can include: Healthcare institution, Medical practice.
Recipient Type	Either system or human.
Recipient Role(s)/Organisation(s)/Jurisdiction(s)	Recipient Role(s) can include: Healthcare provider. Recipient Organisation Role(s) can include: Healthcare institution, Medical practice.





5 Relationships

Parents

Data Type	Name	Version	Obligation within parent	Condition within parent	Occurrence within parent
	REASON FOR ENCOUNTER	1.0	Essential		Single

Children

Data Type	Name	Version	Obligation	Condition	Occurrence
	HEALTHCARE PROVIDER IDENTIFIER-INDIVIDUAL (see external reference for full specification: AS4846 - 2006)	1.0	Desirable		Single
	PERSON NAME (see external reference for full specification: AS4846 - 2006)	1.0	Essential		Single

	<p>ORGANISATION NAME (see external reference for full specification: AS4846 - 2006)</p>	1.0	Conditional	(required if requesting healthcare provider facility is external to the Diagnostic Imaging Service provider facility)	Single
	<p>ADDRESS (see external reference for full specification: AS4846 - 2006)</p>	1.0	Conditional	(required if requesting healthcare provider facility is external to the Diagnostic Imaging Service provider facility)	Single
	<p>ELECTRONIC COMMUNICATION DETAILS (see external reference for full specification: AS4846 - 2006)</p>	1.0	Essential		Single
	<p>Provider Occupation Category</p>	1.0	Optional	(may be required for certain test requests, e.g. MRI)	Single

DateTime Recorded

Identification

Name	DateTime Recorded		
Metadata Type	Data Element		
Identifier	DE-15544	<i>External Identifier</i>	
Version	1.0		

Definition

Definition	The date or date and time that the specific Alert was reported. <i>The date and time could be automatically generated the system, or could be entered or overridden by a user if required.</i>
Definition Source	NEHTA
Synonymous Names	
Context	
Context Source	
Assumptions	
Data Type	DateTime
Value Domain	

Usage


Conditions of Use	Where possible, exact dates should be used. Incomplete dates should generally only be used for retrospective data collection.
Conditions of Use Source	NEHTA
Examples	Example 1) 31/03/2004. Example 2) 03/2004. Example 3) 2004. Example 4) 31/03/2004 13:10.
Misuse	Entering approximate dates when an exact date is available.

Data Flow

Sender Type	Either system or human.
Sender Role(s)/Organisation(s)/Jurisdiction(s)	Sender Role(s) can include: Healthcare provider. Sender Organisation Roles(s) can include: Healthcare institution, Medical practice.
Recipient Type	Either system or human.
Recipient Role(s)/Organisation(s)/Jurisdiction(s)	Recipient Role(s) can include: Healthcare provider. Recipient Organisation Role(s) can include: Healthcare institution, Medical practice.

Relationships

Parents

Data Type	Name	Version	Obligation within parent	Condition within parent	Occurrence within parent
	REASON FOR ENCOUNTER	1.0	Optional		Single

Information Provided By

Identification

Name	Information Provided By		
Metadata Type	Data Element		
Identifier	DE-503	<i>External Identifier</i>	
Version	1.0		

Definition

Definition	A category of the source of the health information in this record.		
Definition Source	NEHTA		
Synonymous Names			
Context			
Context Source			
Assumptions			
Data Type	CodedText		
Value Domain	Information Provided By values		

Usage


Conditions of Use	To specify the source of the subject of care's health information when information is being captured by a healthcare provider.		
Conditions of Use Source	NEHTA		
Examples	Example 1) Subject of care. Example 2) Carer. Example 3) Other.		
Misuse			

Data Flow

Sender Type	Either system or human.		
Sender Role(s)/Organisation(s)/Jurisdiction(s)	Sender Role(s) can include: Healthcare provider. Sender Organisation Role(s) can include: Healthcare institution, Medical practice.		
Recipient Type	Either system or human.		
Recipient Role(s)/Organisation(s)/Jurisdiction(s)	Recipient Role(s) can include: Healthcare provider. Recipient Organisation Role(s) can include: Healthcare institution, Medical practice.		

Relationships

Parents

Data Type	Name	Version	Obligation within parent	Condition within parent	Occurrence within parent
	REASON FOR ENCOUNTER	1.0	Desirable		Single

VD Information Provided By values

Identification

Name	Information Provided By
Metadata Type	Value Domain
Identifier	VD-050
Version	1.0

Definition

Definition	A category which specifies the source of the information.
Definition Source	NEHTA

Value Domain

Source	NEHTA
Version Number	
Permissible Values	Carer; Device; Healthcare provider; Other; and Subject of care.

Usage

Default Value	Healthcare provider.
Conditions of Use	The value domain options are mutually exclusive and cannot be used in conjunction with each other. Carer: An individual who provides regular and sustained care and/or assistance to the subject of care. Other: An individual who does not provide regular and sustained care and/or assistance to the subject of care.
Conditions of Use Source	NEHTA
Misuse	

Relationships

Parents

Data Type	Name	Version
T ₀₁₀	Information Provided By	1.0

Acronyms

AIHW	Australian Institute of Health & Welfare
EHR	Electronic Health Record
HL7	Health Level Seven
MBS	Medical Benefits Scheme
METeOR	MEtadata On-line Registry (http://meteor.aihw.gov.au)
NEHTA	National E-Health Transition Authority
SEHR	Shared Electronic Health Record

Index

C

conditional 10

D

Data Element

DE-001 - Reason for Encounter
Description 16

DE-15544 - DateTime Recorded 21

DE-503 - Information Provided By 22

DE-596 - Reason for Encounter Note 18

Data Group

DG-002 - Reason for Encounter 14

DG-15520 - Reporter Identification 19

date

recorded 21

DateTime Recorded 21

desirable 10

E

encounter date 21

essential 10

I

Information Provided By 22

Information Provided By values 23

O

obligation

Conditional 10

Desirable 10

Essential 10

Optional 10

optional 10

P

presenting problem 14

R

reason for admission 14

Reason for Encounter 14

Reason for Encounter Description 16

Reason for Encounter Note 18

Reporter Identification 19

S

source of information 22

Specifications 10

V

Value Domain

VD-050 - Information Provided By 23

VD-123 - Reason for encounter
description 17

End of
Reason for Encounter Data Specifications